

# Medicinal Plants of the Northern West Bank in Palestine: Diversity and Traditional Uses

Abdallah Alimari

*Palestine Technical University – Kadoorie, Arroub Branch, Hebron Palestine*

Ahmad Alomari

*Biodiversity Center, Palestine Institute for Biodiversity and Sustainability (PIBS),  
Bethlehem University Palestine*

Sameh Jarrar

*NARC, Jenin Palestine*

*Medicinal and aromatic plants (MAP) are valuable sources of herbal products and they are used in local traditional medicine. Intensive collection of the MAP may threaten the conservation of globally significant MAP biodiversity rapidly. This paper discusses efforts to assess the traditional uses of MAPs by local people and the diversity status, including: Simpson's diversity index, relative abundance, frequency and density of the medicinal plants in the Northern West Bank in Palestine. The study is based on the data collected from seven representative sites of the northern part of the Palestinian West Bank using the belt transect survey method. In total 16 plant species were observed in the selected sites. Herbs are the most common plant spp. in all sites followed by shrubs and bushes. The site in the village of Sanour was considered the most diverse site with 0.79 D followed by the village of Hashemia with 0.73 D. The frequency of MAP spp. is ranged from 10 to 80%. *Teucrium capitatum* and *Chiliadenus iphionoides* were the most frequent spp. in the Taloza site. The relative abundance of different MAP plant species in all sites found that *Urtica pilulifera* have the highest frequency with 26.67%. This was followed by *Chiliadenus iphionoides* and *Teucrium capitatum* with 14.98% and 13.19%, respectively. *Paronychia argentea* was reported to have the least with 0.44%. The density of different plant species in all sites*

*found that *Urtica pilulifera* have the highest with 960 plant/ha followed by *Cenchrus ciliaris* and *Salvia dominica* with 192 and 112, respectively. *Crataegus aronia* was reported to have the least with eight plant/ha. The surveyed MAP plant species were distributed among 12 families. Nine of the plants are chemophytes where two are shrubs and two hemicryptophytes and the other three plants are Geophytes tree and annual. The surveyed MAP plant species are well known for their medicinal properties and broadly used in traditional medicine in the target sites, in Palestine and in neighbouring countries. The traditional knowledge gathered through this research project can be used for effective in situ conservation of MAPs.*

*Keyword: MAP, relative abundance, frequency and density*

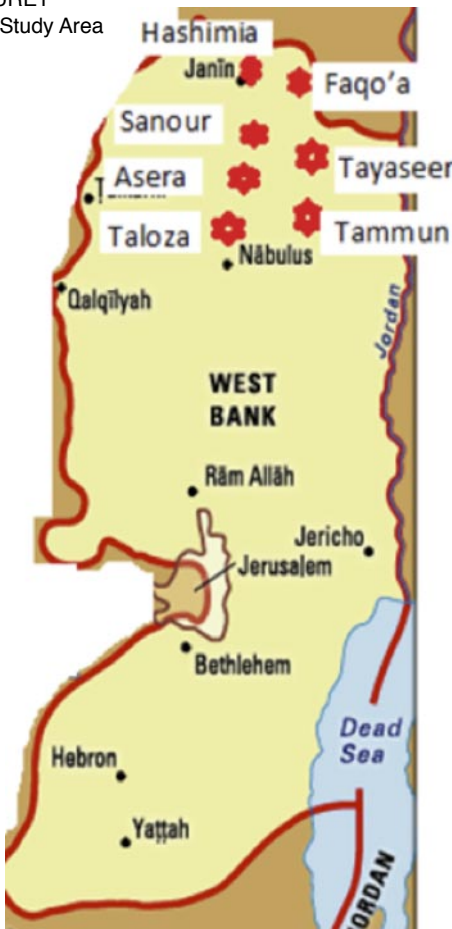
## Introduction

More than 80% of the world's population depends on medicinal and aromatic plants (MAPs) for their indigenous health care practice (Kalauni and Joshi n.d.). Over the past decade, there has been a dramatic increase in the demand for medicinal plants for use in medicine for some aspect of a primary health care needs (Valeggia and Snodgrass 2015). People used medicinal plants to fight against pandemics in the past and dependency of people on medicinal

plants might have increased in these days around the world as medicinal plants can be an alternative option to prevent some dangerous disease (Luo et al. 2020). The use and conservation of medicinal plants is folk-based and transmitted through generations in the form of community-based health traditions (Shukla and Gardner 2006). Most of the MAPs have commercial value and with the increasing demand for herbal drugs, natural health products, and secondary metabolites of medicinal plants, the use of medicinal plants is growing rapidly throughout the world (Cole et al. 2007). While cultivation of some commercial species occurs, wild stocks supply approximately 97% of the MAP market. The collection of wild stocks now threatens

the conservation of globally significant MAP biodiversity and according to the International Union for Conservation of Nature and the World Wildlife Fund, about 15 000 species of MAPs are threatened with extinction from overharvesting and habitat destruction (Chen et al. 2016b). Palestine constitutes approximately 3% of the world's biodiversity (EQA 2020). At least 80 species of wild mammals are found in Palestine, and its reputation as a geographical and ecological crossroads is reinforced by the fact that 380 different species of birds can be identified there. Historic Palestine also is very rich in flora with over 4 500 species. The West Bank alone has over 1600 species. Approximately 800 of these plants are considered rare, and around 140 are endemic (PIBS 2021). Moreover, more than 700 of MAPs species in Palestine are noted for their uses as medicinal herbs or as botanical pesticides (Said et al. 2002). Since overgrazing and collection of wild stocks is now threatening this richness in biodiversity of the wild plants in general and MAPs in particular, efforts should be undertaken for MAP conservation and documentation. Therefore, this research was carried out to determine different MAP species that are found in the Northern West Bank and their abundance, status, vulnerable to extinction and medicinal importance.

FIGURE 1  
The Study Area



## Methodology

### The Study Area

A field survey was carried out during 2021 in north part of the West Bank lying between N32- 23 and N32 – 49 (Figure 1). In total seven sites were selected after consultation with local community and expertise. The sites were: Tammun, Tayaseer, Faqo'a, Hashimia, Sanour, Asera and Taloza.

The selected sites represent all patterns of the ecosystem in northern part of the Palestinian West Bank (Table 1). Range-

lands and scattered trees is the characteristic of the vegetation zone. The climate of the area is a semi-arid and dry climate. Rainfall ranges from 301 to 633.5 mm and elevation ranges from 230 to 550 meters above sea level.

This is given by relative abundance = frequency of species / Sum of frequency of all species x 100 / 1

Frequency = number of times the species occur in the quadrants / total number of quadrants x 100 / 1

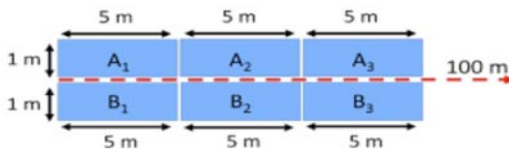
TABLE 1  
Ecosystem, Elevation, coordinates and climate information for the selected sites

Sites	Ecosystem	Elevation	Coordinates	Rainfall (ml/year)
Tammun	Eastern slope	300	32°16'3" N 35°24'27" E	301
Tayaseer	Eastern slope	230	32°20'59" N 35°24'37" E	350
Faço'a	Eastern slope	360	32°28'52" N 35°24'6" E	380
Hashimia	Simi costal	220	32°28'16" N 35°12'53" E	602
Sanour	Highlands	550	32°20'37" N 35°14'44" E	633.5
Asera	Highlands	540	32°16'36" N 35°16'20" E	588
Taloza	Highlands	400	32°16'36" N 35°17'60" E	601.1

### Data Collection

The study is based on the data collected from the field using the belt transect survey method (Figure 2). This method provided data useful and efficient due to the time required to locate and place quadrats (Grant et al., 2004). The transect line was 100 m (two in each area) and was divided into equal intervals (20 m) and the quadrat in each point is 5m\*5m

FIGURE 2  
Transects Type and point count



The field work was carried out within two months from March to April, 2021. The data obtained were quantitatively analyzed. Frequency, Density and Relative abundance (Kutawa and Adi 2021) was analyzed noting in each quadrat how many individual species are present there and expressing this as a percentage of the total number of species in the quadrat.

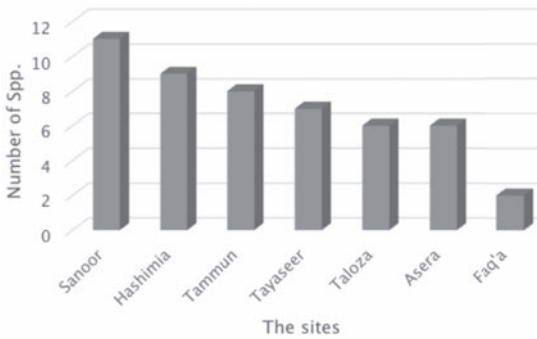
Density = total number of a species in all quadrants/hectar / total number of hectares studied x 100 / 1

Simpson's diversity index (SDI) was used to quantify the biodiversity of each site by calculating the number of species present, as well as the abundance and density of each species (Kotera et al. 2022). The range is from 0 to 1, where: high scores (close to 1) indicate high diversity and low scores (close to 0) indicate low diversity.

Where: n = number of individuals of each species and N = total number of individuals of all species. percent of plant availability in each site, plant density, number of spp. per each site and proportion of endemic and threatened medicinal plant species were also calculated.

Focus group meetings were conducted for the key farmers in the selected sites in order to document the important MAPs, their traditional usages, parts used for treating various diseases, and sources of collection. The plant species used for medicine were identified by local name. The scientific name was obtained by consulting the literature and expertise. (Xu et al. 2020)

FIGURE 3  
Total number of spp. per each sites



**Results and Discussion**

In total 16 plant species were observed in the selected sites. Sanour village has the highest number of spp. per site (11 spp.), followed by Hashimia village (9 spp.) and Faqo'a village was the lowest (2 spp.) (Figure 4). This variation stems from the variation in the rain fall and from overgrazing. Cheng et al. (2011) found that long-term vegetation change in semi-arid grasslands responds to both climatic variability and grazing pressure.

Herbs are the most occurrence plant spp. in all sites followed by shrubs and bushes (Figure 4).

Sanour site is considered the most diverse site with 0.79 D, followed by

TABLE 2

Frequency percent and diversity index of the MAPs

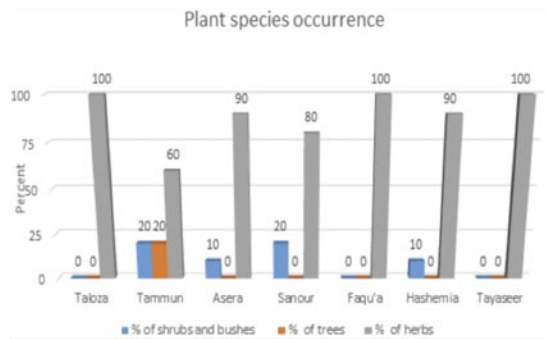
plants	Taloza	Sanour	Asera	Tammun	Tayaseer	Faqo'a	Hashemia
<i>Teucrium capitatum</i>	100	35	80	20	55	60	40
<i>Anchusa strigose</i>		10	20	60	20	60	20
<i>Urtica pilulifera</i>					10		
<i>Chiliadenus iphionoides</i>	100	60	20	55	60		60
<i>Crataegus aronia</i>				20			10
<i>Ephedra foeminea</i>		15	10	30			10
<i>Salvia dominica</i>				20			
<i>Arum palaestinum</i>	10		50	30	30		
<i>Ruta chalepensis</i>	40	10			30		60
<i>Micromeria fruticosa</i>	20				20		
<i>Origanum syriacum</i>	10	40	70	10			50
<i>Ruscus aculeatus</i>		25					
<i>Foeniculum vulgare</i>		20					20
<i>Paronychia argentea</i>		10					
<i>Cistus incanus</i>		10					
<i>Calamintha incana</i>							35
Diversity index (D)	0.56	0.79	0.68	0.69	0.51	0.45	0.73

Hashemia with 0.73 D. The frequency of MAPs spp. ranged from 10 to 80%. *Teucrium capitatum* and *Chiliadenus iphionoides* were the most frequent spp. in Taloza site (Table 2).

The relative abundance of different MAP plant species in all sites found that *Urtica pilulifera* have the highest amount with 26.67%. This was followed by *Chiliadenus iphionoides* and *Teucrium capitatum* with 14.98% and 13.19%, respectively. *Paronychia argentea* was reported to have the least with 0.44%. The density of different plant species in all sites found that *Urtica pilulifera* have the highest amount with 960 plant/ha followed by *Cenchrus ciliaris* and *Salvia dominica* with 192 and 112, respectively. *Crataegus aronia* was reported to have the least with 8 plant/ha (Table

FIGURE 4

Proportion of medicinal plant species by occurrence



3). Relative abundance tends to conform to the specific patterns of plant macro-ecology and species richness is the key element of biodiversity (Bem et al. 2020).

TABLE 3  
Relative abundance and density

Plants	Relative abundance (%)	Density /ha
<i>Teucrium capitatum</i>	13.19	49.6
<i>Anchusa strigose</i>	2.22	8.4
<i>Urtica pilulifera</i>	26.67	960
<i>Chiliadenus iphionoides</i>	14.98	60.48
<i>Crataegus aronia</i>	11.56	8
<i>Ephedra foeminea</i>	1.33	4.48
<i>Salvia dominica</i>	0.89	112
<i>Arum palaestinum</i>	3.11	14.08
<i>Ruta chalepensis</i>	6.67	48
<i>Micromeria fruticosa</i>	2.22	26.6
<i>Origanum syriacum</i>	6.10	31.3
<i>Ruscus aculeatus</i>	1.33	20
<i>Foeniculum vulgare</i>	1.78	14
<i>Paronychia argentea</i>	0.44	20
<i>Cistus incanus</i>	5.33	192
<i>Calamintha incana</i>	2.22	96

More than 90% of the surveyed MAP plant species are wild species and distributed among 12 families. Nine of the plants are chemophyte where two are shrubs and two are hemicryptophytes and the other three plants are Geophytes tree and annual (Table 4). This agrees with (Bem et al., 2020), where

TABLE 4  
Family, abundance type and life form of the surveyed plants spp

Plants	Family	Abundance type	Life form
<i>Anchusa strigose</i>	Boraginaceae	Very common	Hemicryptophyte
<i>Arum palaestinum</i>	Araceae	frequent	Geophytes
<i>Calamintha incana</i>	Lamiaceae	Frequent	Chemophyte
<i>Chiliadenus iphionoides</i>	Asteraceae	common	Chemophyte
<i>Cistus incanus</i>	Cistaceae	Very common	Chemophyte
<i>Crataegus aronia</i>	Rosaceae	common	Tree
<i>Ephedra foeminea</i>	Ephedraceae	common	Shrubs
<i>Foeniculum vulgare</i>	Umbelliferae	Very common	Hemicryptophyte
<i>Micromeria fruticosa</i>	Lamiaceae	frequent	Chemophyte
<i>Origanum syriacum</i>	Lamiaceae	common	Chemophyte
<i>Paronychia argentea</i>	Caryophyllaceae	Very common	Chemophyte
<i>Ruscus aculeatus</i>	Liliaceae	Very rare	Shrubs
<i>Ruta chalepensis</i>	Rutaceae	rare	Chomophyte
<i>Salvia dominica</i>	Lamiaceae	common	Chemophyte
<i>Teucrium capitatum</i>	Lamiaceae	Very common	Chemophyte
<i>Urtica pilulifera</i>	Urticaceae	frequent	Annual

they found in Edremit Bay, Turkey that 99 of surveyed MAP plant species are wild and 19 species are cultivated plants.

The surveyed MAP plant species are well-known for their medicinal properties and broadly used in traditional medicine in the target sites, in Palestine and in neighbouring countries (Ali-Shtayeh et al. 2008; bu-Reidah et al. 2015; Ben-Arye et al. 2016; Baydoun et al. 2015; Said et al. 2005; Al-Kassie 2009 ;Marc et al. 2008 ; Stefkov 2011 ; Deeb et al. 2013) (Table 5).

Out of the total 16 plants, one species is considered as a very rare and it is under threat because of over collecting. One species is considered rare and four species are frequent, five are common and five are very common (Table 6). *Origanum syriacum* plant was ranked as priority for all of the farmers in the target sites.

### Conclusion

This study documents data for ethnopharmacological knowledge regarding a segment of the medicinal plants in the Northern West Bank in Palestine. The abundance, density and diversity of medicinal plants as well as their local and scientific use and the priority for the farmers of the Northern West Bank are reported. The local knowledge and scientific experimental

TABLE 5  
Scientific and Arabic name, used part, local use and scientific use of the selected MAPs

<i>Teucrium capitatum</i>	Je'da	Aerial part	Gastrointestinal disorders, inflammations, diabetes, and rheumatism	Anti-proliferative, anti-oxidant, anti-inflammatory activities. contain flavonoids with insulinotropic and anti-hyperglycemic effects on the lipid and carbohydrate metabolism in rats.
<i>Anchusa strigosa</i>	Himhim	Leaves	gastric protective effect, antimicrobial, hypotensive and antidiabetic effects	Anti-ulcer, for wound healing, as a tonic and tranquilizer, as a diuretic and for abdominal pain. It also used as diaphoretic antipyretic, narcotic, antipyretic, anti-rheumatic, cathartic, hypnotic and anti-arthritis
<i>Urtica pilulifera</i>	Qurras	Aerial part	nephritis, haematuria, jaundice, menorrhagia, arthritis and rheumatism.	Anti-bacterial, anti-oxidant, analgesic, anti-inflammatory, anti-viral, immunomodulatory, hepatoprotective, anti-colitis and anti-cancer effects.
<i>Chiliadenus iphionoides</i>	Ktailla	Aerial part	stomach ailments, diabetes, male and female fertility problems, eye infection, kidney stones, and as an anti-inflammatory	Anti-cancer, anti-diabetic, anti-microbial, anti-oxidant, antispasmodic, and anti-platelet activities which might be due to the excitant of flavonoids and phenolic compounds
<i>Crataegus aronia</i>	Za'ror	lower, fruit, leaves	cancer, diabetes and sexual weakness in Arab traditional medicine	cardiovascular diseases
<i>Ephedra foeminea</i>	Alanda	Aerial part	cancer patients	a reduced cytotoxic effect of chemotherapy on breast cancer cell cultures
<i>Salvia dominica</i>	Khwakha	Fruits and leaves		anti-inflammatory agents, anti-oxidant and anti-proliferative effects. Moreover, wound healing ointments are prepared from its leaf extract supporting the reported anti-microbial activity of isolated flavonoids
<i>Arum palaestinum</i>	Loof	Leaves		Anti-bacterial infection, urinary retention, kidney infections, cancer, poisoning and circulatory system

<i>Ruta chalepensis</i>	Faijan	Aerial part	convulsions, dropsy, fever, mental disorders, menstrual problems, microbial infections, neuralgia, rheumatism, and other bleeding and nervous disorders	analgesic, anthelmintic, anti-acetylcholinesterase, anticancer, anti-inflammatory, anti-microbial, anti-oxidant and anti-parasitic properties
<i>Micromeria fruticosa</i>	Ze'tman	Aerial part	abdominal pains, diarrhea, colds, wounds and skin infections	against heart diseases, anti-microbials, anti-fungals, anti-bacterials and anti-oxidants
<i>Origanum syriacum</i>	Za'tar	Aerial part	Against colds infections	treatment of toothache and oral inflammations, a carminative, digestive, diaphoretic, tonic, relief of arthritic joints and nervous headaches
<i>Ruscus aculeatus</i>	Oshbar Ramael	Aerial part	kidney stones and nephritis	Anti-microbial and anti-oxidant activity
<i>Foeniculum vulgare</i>	Shomer	Seeds, leaves	carminative, digestive, lactagogue and diuretic and in treating respiratory and gastrointestinal disorders	Anti-fungal, anti-bacterial, anti-oxidant, anti-thrombotic and hepatoprotective activities
<i>Paronychia argentea</i>	Regel hamam	Aerial part	diabetes, kidney stones, anti-microbial	preventing urinary stone retention
<i>Cistus incanus</i>	Lubad	Aerial part	galactagogue, emollient, purgative and diuretic	Anti-fungal, anti-bacterial, anthelmintic, anti-schistosomal activity
<i>Calamintha incana</i>	Za'tar Zahef	Aerial part	including anti-microbial, anti-oxidant and anti-inflammatory, as well as anti-ulcer and insecticidal properties	toxic effects of oxidants or from bacteria and fungi

TABLE 6  
Priority for the farmers, Plant propagation and Threatened level

Plants	Arabic name	Proiarity rank	Threatened level	Plant propagation
<i>Teucrium capitatum</i>	جعدة	7	Low	Seeds / leaves
<i>Anchusa strigosa</i>	حمحم	2	Medium	
<i>Urtica pilulifera</i>	قريص	2	Medium	Seeds
<i>Chiliadenus iphionoides</i>	كتيلة	7	Low	Seeds / leaves
<i>Ephedra foeminea</i>	علتنة	2	Medium	Seeds
<i>Salvia dominica</i>	خويخة	4	Medium	
<i>Arum palaestinum</i>	لوف	6	Medium	Bulbs
<i>Ruta chalepensis</i>	فيص	4	Low	Seeds
<i>Micromeria fruticosa</i>	زعصان	9	Medium	Leaves
<i>Origanum syriacum</i>	زعر	10	Medium	Seeds / leaves
<i>Ruscus aculeatus</i>	عشبة الرمل	8	High	Leaves
<i>Foeniculum vulgare</i>	شومر	7	Low	Seeds
<i>Paronychia argentea</i>	رجل الحمام	7	High	Leaves
<i>Cenchrus ciliaris</i>	لبيد	3	Low	Seeds
<i>Calamintha incana</i>	زعر زاحف	8	Medium	Seeds

base can serve as an innovative and powerful discovery engine for newer, safer and affordable medicine. This study will also help in the conservation of the medicinal plants in Palestine.

#### Acknowledgments

This research was partially funded by the European Union (ENI/2019/412-148: Unity and Diversity in Nature and Society Project. We are also grateful to Dr. Mazin Qumsiyeh (Bethlehem University) for his assistance to complete the work. We would like to acknowledge Palestine technical university for the support to publish the work.

#### References

- Abu-Reidah, I. M., Ali-Shtayeh, M. S., Jamous, R. M., Arráz-Román, D., and Segura-Carretero, A. 2015. Comprehensive metabolite profiling of *Arum palaestinum* (Araceae) leaves by using liquid chromatography-tandem mass spectrometry. *Food Research International* 70:74–86.  
<https://doi.org/10.1016/j.foodres.2015.01.023>.
- Ali-Shtayeh, M. S., Jamous, R. M., Al-Shafie', J. H., Elgharabah, W. A., Kherfan, F. A., Qarariah, K. H., Khair, I. S., Soos, I. M., Musleh, A. A., Isa, B. A., Herzallah, H. M., Khlaif, R. B., Aiash, S. M., Swaiti, G.



- M., Abuzahra, M. A., Haj-Ali, M. M., Saifi, N. A., Azem, H. K., and Nasrallah, H. A. 2008. Traditional knowledge of wild edible plants used in Palestine (Northern West Bank): A comparative study. *Journal of Ethnobiology and Ethnomedicine* 4. <https://doi.org/10.1186/1746-4269-4-13>.
- Al-Kassie, G. A. M. 2009. Influence of two plant extracts derived from Thyme and Cinnamon on broiler performance. In *Pakistan Vet. J* 29:4.
- Baydoun, S., Chalak, L., Dalleh, H., and Arnold, N. 2015. Ethnopharmacological survey of medicinal plants used in traditional medicine by the communities of Mount Hermon, Lebanon. *Journal of Ethnopharmacology* 173:139–156. <https://doi.org/10.1016/j.jep.2015.06.052>.
- Bem, A. A., Bashir, K. A., and Anakaa, T. M. 2020. Relative abundance and ethnomedicinal uses of some plant species found in Federal University Dutsin-ma permanent site. *International Journal of Forest, Animal and Fisheries Research* 4(3):37–45. <https://doi.org/10.22161/ijfaf.4.3.1>.
- Ben-Arye, E., Mahajna, J., Aly, R., Ali-Shtayeh, M. S., Bentur, Y., Lev, E., Deng, G., and Samuels, N. 2016. Exploring an herbal “wonder cure” for cancer: a multidisciplinary approach. *Journal of Cancer Research and Clinical Oncology* 142(7):1499–1508. <https://doi.org/10.1007/s00432-016-2175-7>
- Chen, S. L., Yu, H., Luo, H. M., Wu, Q., Li, C. F., and Steinmetz, A. 2016a. Conservation and sustainable use of medicinal plants: Problems, progress, and prospects. In *Chinese Medicine (United Kingdom)* 11(1). BioMed Central Ltd. <https://doi.org/10.1186/s13020-016-0108-7>.
- \_\_\_\_\_. 2016b. Conservation and sustainable use of medicinal plants: Problems, progress, and prospects. In *Chinese Medicine (United Kingdom)* 11(1). BioMed Central Ltd. <https://doi.org/10.1186/s13020-016-0108-7>.
- Cheng, Y., Tsubo, M., Ito, T. Y., Nishihara, E., and Shinoda, M. 2011. Impact of rainfall variability and grazing pressure on plant diversity in Mongolian grasslands. *Journal of Arid Environments* 75(5):471–476. <https://doi.org/10.1016/j.jaridenv.2010.12.019>.
- Cole, I. B., Saxena, P. K., and Murch, S. J. 2007. Medicinal biotechnology in the genus *scutellaria*. In *In Vitro Cellular and Developmental Biology - Plant* 43(4):318–327. <https://doi.org/10.1007/s11627-007-9055-4>
- Deeb, T., Knio, K., Shinwari, Z. K., Kreydiyyeh, S., and Baydoun, E. 2013. Survey of medicinal plants currently used by herbalists in Lebanon. In *Pak. J. Bot* 45(2). Environmental Quality Authority in Palestine. 2020-2023. Strategy of biodiversity.
- Grant, T. A., Madden, E. M., Murphy, R. K., Smith, K. A., and Nenneman, M. P. 2004. Monitoring native prairie vegetation: The belt transect method. In *Ecological Restoration* 22(2):106–112). University of Wisconsin Press. <https://doi.org/10.3368/er.22.2.106>
- Kalauni, D., and Joshi, A. n.d.. *Acta Scientia Agriculture (ISSN: 2581-365X) Status of Medicinal and Aromatic Plant (MAPs) and Socio-Economic Influence in Nepalese Livelihood-A Review Research*. [www.dnpwc.gov.np](http://www.dnpwc.gov.np)
- Kotera, Y., Rennick-Egglestone, S., Ng, F., Llewellyn-Beardsley, J., Ali, Y., Newby, C., Yeo, C., Slade, E., Bradstreet, S., Harrison, J., Franklin, D., Todowede, O., and Slade, M. n.d.. Assessing diversity and inclusivity is the next frontier in mental health recovery narrative research and practice. <https://doi.org/10.2196/preprints.44601>
- Kutawa, A. B., and Adi, B. n.d.. Relative abundance and medicinal values of some plant species found in Federal University Dutsin-ma take-off sSite. Nematicidal effect of some plants extracts on root knot nematodes (*Meloidogyne incognita*) of Tomato View project taxonomy and phytochemical analysis of the portulacaceae family View project. <https://doi.org/10.46912/jmbsr.x>.
- Luo, H., Tang, Q. ling, Shang, Y. xi, Liang, S. bing, Yang, M., Robinson, N., and Liu, J. ping. (2020). Can Chinese medicine be used for prevention of Corona Virus disease 2019 (COVID-19)? A review of historical classics, research evidence and current prevention programs. *Chinese Journal of*

- Integrative Medicine* 26(4):243–250.  
<https://doi.org/10.1007/s11655-020-3192-6>
- Marc, E. B., Nelly, A., Annick, D. D., and Frederic, D. 2008. Plants used as remedies antirheumatic and antineuralgic in the traditional medicine of Lebanon. *Journal of Ethnopharmacology* 120(3):315–334.  
<https://doi.org/10.1016/j.jep.2008.08.024>.
- Ministry of Agriculture in Palestine. 2021-2024. Strategy of agriculture.
- PIBS. 2021. [www.palestinenature.org/flora/](http://www.palestinenature.org/flora/)
- Said, O., Khalil, K., Fulder, S., and Azaizeh, H. n.d.. Ethnopharmacological survey of medicinal herbs in Israel, the Golan Heights and the West Bank region.  
[www.elsevier.com/locate/jethpharm](http://www.elsevier.com/locate/jethpharm).
- Shukla, S., and Gardner, J. 2006. Local knowledge in community-based approaches to medicinal plant conservation: Lessons from India. In *Journal of Ethnobiology and Ethnomedicine* 2.  
<https://doi.org/10.1186/1746-4269-2-20>
- Stefkov. 2011. 886 G.
- Valeggia, C. R., and Snodgrass, J. J. 2015. Health of indigenous peoples. In *Annual Review of Anthropology* 44(1):117–135. Annual Reviews Inc.  
<https://doi.org/10.1146/annurev-anthro-102214-013831>.
- Xu, X., Naqinezhad, A., Ghazanfar, S. A., Fragman-Sapir, O., Oganessian, M., Dagher Kharrat, M. B., Taifour, H., Filimban, F. Z., Matchutadze, I., Shavvon, R. S., Abdullah, M. T., Al-Khulaidi, A. W., Al-Issai, G., Hussein Al-Newani, H. R., Asswad, N. G., Chepinoga, V. V., Homer, N. G., Elkordy, A., Farzaliyev, V., Ma, K. 2020. Mapping Asia plants: Current status on floristic information in Southwest Asia. In *Global Ecology and Conservation* 24. Elsevier B.V.  
<https://doi.org/10.1016/j.gecco.2020.e01257>.